



CRUISING HOME

Only for very demanding houseboaters



Asking price: € 695.000,-
VAT paid

Located in Terherne, The Netherlands

Olivier van Meer

®

DESIGNERS | NAVAL ARCHITECTS | PROJECT MANAGEMENT



‘QUEEN OF KINGS’

Cleopatra gave herself the title ‘Queen of Kings’ and the same can be said of this 2023-built CH Traveller 1500!

With an in- and exterior design by Olivier van Meer, you will experience a very pleasant and serene atmosphere on board this CH Traveller 1500 ‘Cleopatra’.

“Only for very demanding houseboaters”





BRAND NEW

This CH Traveller 1500 'Cleopatra' has been delivered to her owner in the summer of 2023 and has not been used since then. Which means this Cruising Home is brand-new!

The art-works (Elger Esser), the Sofa in the living and office, the dining table and chairs are optional to be taken over.

The bed in the owner's cabin is included (custom-made by the yard)

Just step aboard and be surprised by the space and quality aboard this exclusive CH Traveller 1500!





A TRUE WONDER OF SPACE

On board the 'Cleopatra' you will find several lounge decks.

The large upper deck with its fantastic views is perfect for relaxing and sunbathing, with plenty of room for several sunbeds or a lounge set. The upper deck is equipped with a Bimini sun cover with 4 aluminum poles. The whole system is easily removable.

On the aft deck, which is at the same level as the saloon and kitchen, you will find a big terrace with a bathing platform at the same level of the main deck, which extends the terrace with 1 meter. The electrical sunshade over the aft deck makes it comfortable relaxing during sunny days.

The large folding doors in the aft wall of the saloon make the covered aft deck one space with the saloon during summer days.

All exterior decks main and upper deck are clad in Flexiteak!





COMFORT, SPACE, LIGHT AND LUXURY

A spacious living with a view all around, pleasantly heated by underfloor heating and a luxurious freestanding fireplace make it pleasant to stay on board all year round.

The 'open' kitchen with kitchen island with induction hob and dishwasher and a wall with built-in oven and fridge-freezer combination offers you all the appliances (AEG) and space you need to prepare the most delicious dishes for you and your guests.

All windows on board are in grey tinted HR++ glass and fitted in luxury aluminum (insulated) window profiles, in the colour RAL7016 (anthracite). All windows are additionally fitted with matching Venetien blinds.





Office, sliding wardrobe, toilet

The office annex guest room is ideal for working on board while you are anchored on the most beautiful locations. The office is equipped with a folding desk. The Raymarine on-board internet system (4g/WiFi) is already installed.

The luxurious Geberit toilet with bidet function is separate from the bathroom and all the toilet (and grey) water will be cleaned by the Enteron 80 Biologic sewage treatment system.

Jackets, sail clothes and other materials can be stored in the hidden sliding wardrobe.





Bedroom and Bathroom

The owner's bedroom is situated in the front of this beautiful CH Traveller 1500. Waking up with a view over the water is sensational. Under the bed is storage for suitcases.

The bathroom, with lots of cupboards is on portside in the front of the yacht. Fully equipped with Hans Grohe taps and rainshower, this area feels and looks like a wellness!





BELOW DECK

Below deck, with access through a hatch in the hallway and comfortable stairs, is a generous space for storage. Installed here are the water tanks, the Enteron biological wastewater cleaning system, the battery pack with the Victron Quattro charger/inverter, the Victron smart Solar MPPT charger, the anchor winch and the position for the washer and dryer.

The engine room is accessible via the large hatch in on the aft deck. This very spacious engine room houses, among others, the powerful Nanni 135hp main engine, the diesel tank, the Kabola KB40 Ecoline diesel-fuelled combi boiler and the Victron Isolation transformer. All equipment is easily accessible, making servicing very easy.





EXCELLENT INSULATION AND MODERN TECHNOLOGY

Cleopatra's superstructure and hull are fully insulated using PU B² insulation foam with a layer thickness of over 80 mm, providing perfect thermal insulation during summer and winter.

On top of that, all living areas are heated by underfloor heating. The lounge, bathroom and bedroom have their own zone and can be independently controlled in temperature.


All the wastewater on board is collected in the holding tank and cleaned by the Enteron 50 biological sewage treatment system and pumped overboard.

The battery pack are charged by 6x 360Wp solar panels (24V-1080W). So, no worries about the battery status when you are enjoying a nice anchorage.

The Nanni N4.140 main engine has more than enough power to comfortably make long journeys.

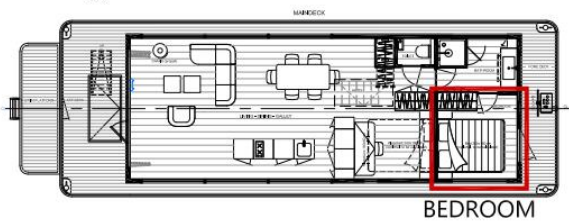



CLEOPATRA'S DESIGN




CLEOPATRA'S DESIGN

Suggestions of Bedroom atmosphere



BEDROOM

Suggestion of Toilet atmosphere



WASH BASIN with drawers

TAP/MIXER

WASTE

DOOR HARDWARE

LIGHT SWITCH

CEILING DOWNLIGHTS

Colours: Anthracite/black (wash basin) + Bamboo Caramel (drawers & furniture doors)

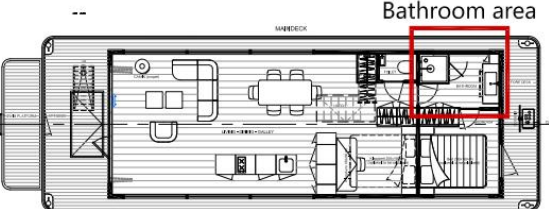
Grohe Essence Saphire SW957481 Colour: Hard Graphite brushed

Grohe Click waste SW444108 Colour: Hard Graphite brushed

Interested type Barden Colour: Anthracite grey

Berker Integro 'Pure' Colour: Matt Edelstahl

LED downlights Stained matt



Bathroom area



Hansgrohe Showerselect S SW809518 Colour: Black chrome brushed

XENZ Marlene SW90044 on Anthracite SW778628 with plug-in in brushed graphite

Aluminium blinds, 25 mm wide Colour: Anthracite grey RAL 7016

Colours: Anthracite (frame) Bamboo Caramel (fronts & doors)

‘CLEOPATRA’- SPECIFICATIONS

MODEL	CH TRAVELLER 1500
BOATNAME	CLEOPATRA
CONSTRUCTION	Steel hull & superstructure
YEAR OF CONSTRUCTION	2023
CE CATEGORY	D
CRUISING/ MAX SPEED	6 knots/ 9 knots
L.O.A.	14.95 m
WIDTH	5.50 m
DRAFT	1.00 m
AIRDRAFT	4.15 m (with lowered mast)
BERTH	2/4
WATER	2500 L
WASTEWATER	500 L connected on Enteron sewage treatment system
FUEL (DIESEL)	875 L
ENGINE	Nanni N4.140 - 135Hp@2600 rpm
BOW & STERNTHRUSTER	Quick 24V, 120 kgf
ANCHORING	Electrical anchorwinch, 35 kg anchor, 30 meter anchorline.
STEERING	Hand hydraulic
HEATING SYSTEM	Kabola KB40 combi heater - connected on underfloor heating system Freestanding gas fireplace in the living
ELECTRICITY	Victron shorepower system 3600W Victron Quattro inverter 5000W-230V Household batteries 24V-460Ah VMF Semitraction 6x 360Wp Victron Solarpanels Victron chargers for engine, bow and sternthruster
LIGHTING SYSTEM	Full LED Light system in- and exterior
INTERNET	Raymarine YachtSense Link Router WiFi/3G/4G
NAVIGATION	Raymarine Autopilot and log/depth



CRUISING HOME

Only for very demanding houseboaters

Head office Netherlands:

CRUISING HOME B.V.

Koningsweg 27

8861 KN, Harlingen

Tel: 0031 (0)517 4175 23

Mr. Marco Brattinga

Mobile: 0031 (0)6 46348526

E-mail: info@cruising-home.com

Web: www.cruising-home.com

Design & Architect:

Olivier van Meer Design B.V.

Zuideruitweg 66

1608 EX, Wijdenes

The Netherlands

Tel: 0031 (0)6 53311089

E-mail: info@oliviervanmeer.com

Web: www.oliviervanmeer.com